

Invitation to Participate:

WISCONSIN IDEA Relief Alphabet PROJECT

Blocks available at the Hardy Gallery (Ephraim), Chris Style (Green Bay), Barry Carlsen (Madison), or Tori Tasch (Milwaukee). Each block 7" x 7" x 3/4" tools and Instructions provided.

<p>Christine Style (UW-Green Bay Printmaking) 2731 Bay Settlement Road, Green Bay, WI 54311 stylec.prints@gmail.com / 920-246-1322 Green Bay Area & Primary Organizer</p>	<p>Barry Carlsen (UW-Madison Printmaking) 130 S Marquette St, Madison WI 53704 608-772-0822 / bcarlsen@wisc.edu / Madison Area</p>
<p>Hardy Gallery www.thehardy.org Anderson Dock (P.O. Box 394) Ephraim, WI 54211 info@thehardy.org / 920-854-2210 Door County Area</p>	<p>Tori Tasch (WVA & Redline Printmaking) W285N7357 Bark River Road Hartland, WI 53029 toritasch@sbcglobal.net / 262-443-2262 Milwaukee Area</p>

Carved blocks due on or before August 15, 2017

Relief carved Blocks to be delivered to The Hardy Gallery, by August 15, 2017

Hardy Gallery: office: 920-854.2210 info@thehardy.org

The Hardy Gallery: 3083 Anderson Dock, Ephraim, WI 920.854.5535

***Relief carved Blocks can also be sent or dropped off with Chris, Barry, or Tori**

Everyone will be assigned a character (letter or special character— &, \$, ?, @, !,).

Trace your block onto sketch paper and design the composition using your given letter. Use any font style for your character and illuminate it with a Wisconsin-based image integrated with the character. **REMEMBER TO REVERSE THE LETTER ON THE BLOCK!!!**

The Illuminated Alphabet + will be printed on large sheets of Mulberry (or similar Japanese paper).
 Template size: 32" x 60" x 3/4" deep. Paper size: 36" x 66"


Printed using the Town of Ephraim, WI Streetroller (Steamroller) on the Door County, Anderson Dock in front of the Hardy Gallery

Labor Day weekend 2017 - Sept. 2 & 3 12pm - 5pm


Everyone who carves a block and helps with the event or a print session will receive a print of up to four (4) characters of their choice. Paper size: 12" x 36" - Not printed by street roller.

Project inspired by the 'Wood Engravers' Alphabet done in collaboration with the Hamilton Wood Type & Printing Museum. All blocks will have the option to be donated to the Hamilton Wood Type & Printing Museum, Two Rivers, WI after the completion of the project.

OPTIONS




1)






2)

- 1) Ganged-up blocks printed with a 1/2" spacer between block – image size about 30" x 48" on 32" x 54" paper
- 2) Ganged-up blocks printed with 14" spacer between blocks – image size 36" x 56" on 4-" x 60" paper

Blocks MUST have letters in REVERSE



Print is then RIGHT-READING



USE Wisconsin Theme with your letter.

PROCESS FOR THOSE NEW TO MAKING A WOOD CUT

- DO VISUAL RESEARCH AND DESIGN YOUR ILLUMINATED LETTER ON PAPER
- TRACE THIS ONTO TRACING PAPER – determine the value pattern (black and white areas)
- **REVERSE** THE TRACING PAPER AND TAPE IMAGE INTO POSITION ONTO THE BLOCK
- USE GRAPHITE TRANSFER PAPER AND TRACE YOUR IMAGE ONTO THE BLOCK
- RE-DRAW THE IMAGE USING SHAPIE MARKER. MAKE WHATEVER WILL BE BLACK – BLACK